



**PREMIUM QUALITY
WITH IMPORTED DESIGN
DOORS & WINDOWS**
Systems for Better Living



ECO-FRIENDLY & PREMIUM DESIGN DOORS

ABOUT

Ace Doors are premium aluminum with Stainless steel doors with exceptional performance.

The Ace Door standard features include a special door chamber that locks the door into the external channel, creating a sturdy yet light door with a light-resistant surface.

For the duration of the door's operational life, our serial number system ensures that each door's specifications are kept on file to help with inspection and maintenance.



+91-9124570960/61/62



www.thevadhangrop.com



FEATURES

- intended for installation into long-run roofing walls, timber, block work, pre-cast concrete, and insulated panels. Removes all issues related to swelling, sticking, and painting that arise with wooden doors.
- An aluminum finish that is powder-coated to match the structure's color. Painting on-site is not required.
- Pre-hung, single-piece frame supplied with the hardware of your choosing.
- Door closers, anti-jemmy strips, kick plates, push plates, view panels, air vents, louvers, and hard points for panic bars and mag locks are examples of optional accessories.
- To provide outstanding insulation properties, a polyurethane foam core that saves energy is utilized.
- Complete gasket sealing around the perimeter to reduce energy expenses and air leakage.
- High-performance structure that is lightweight.
- Competitively priced compared to lumber, extremely hygienic and suitable for high wash-down regions.
- Completely free of warp and rot.





APPLICATION – MULTI-PURPOSE USEING

- Fire escapes
- Storage rooms
- Plant rooms
- Egress doors
- Communications rooms
- Sprinkler valve rooms
- High-security areas
- Thermal environments
- High wash-down areas
- Corrosive environments
- Public swimming pools
- Commercial/multi-tenant buildings
- Service stations
- Retail shops
- Heavy traffic doors
- Sporting arenas
- Record rooms





**BETTER DOOR!
BETTER LIFE!**

When it comes to security, you can also rely on the high quality of Ace Doors -Premium Craftsmanship: Crafted with precision and care, Ace Doors products are not just about function but also elegance. Elevate the aesthetics of your space with our stylish designs that seamlessly blend into any environment.



INTERIOR AND EXTERIOR IMPORTED QUALITY DOORS



+91-9124570960/61/62



www.thevadhangrop.com

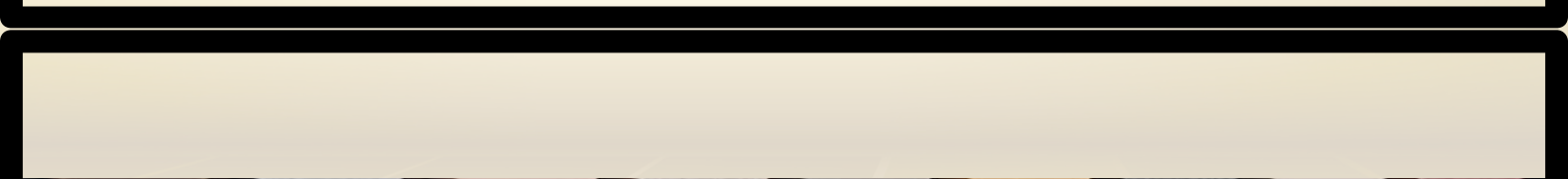




LUXURY QUALITY TRY TO ACE DOOR





IMPORTED TECHNOLOGY WITH
POWDER COATED PAINT





PRODUCT DESCRIPTION

HYS COCOA BROWN is thermosetting powder coating based on Epoxy-Polyester resin chemistry and is suitable for indoor applications like Furniture, Hardware, Machinery, General industrial, etc.

All film performance tests below are carried out under laboratory conditions on 0.8mm standard Tri-cationic phosphate CRCA test panels with a coating weight of 2-3.5 gm/sq.mt followed by powder coating at DFT 70 - 80 Micron and cured at EMT 180°C for 10 Min. HYS 951 SATIN BLACK (M) is a thermosetting powder coating based on Epoxy-Polyester resin chemistry and suitable for indoor applications like Auto ancillary, Furniture, Hardware, Machinery, General industrial, etc.

All substrates are to be cleaned & and should be free from grease, oil & and dust.

A suitable chromate conversion coating is recommended for Aluminum substrate.

Passivated tri-cationic phosphate coating with a coating weight of 2-3.5 gm/sq.mt is a Pre-treat entry commended for steel substrate. for better results sandblasting or grit blasting to at least SA 2.5 followed by passivated tri-cationic phosphate coating with a coating weight of 2-3.5 gm/sq.mt is recommended.

Application gun Corona Application voltage 60 – 90 KVE arching Proper & good Compress air Free from moisture, oil, dust & other impurities through flat jet spray nozzle. Application DFT50 - 60 Micron

Curing Schedule EMTEMT 200°C for 10 Min
Thorough cleaning of the application & and recovery system is required between each change in powder to avoid contaminations & and defects

SELF LIFE PRODUCT AND STORAGE LIFE PRODUCT

Shelf life of six months from the date of manufacturing, if stored in a closed store in a dry & and cool atmosphere below 30°C & and 60% RH throughout the period. The cartons should be stacked 1+4 high. Avoid exposure to direct sunlight, heat, and high humidity. Partly used material must be tightly closed after each removal and stored carefully inside the carton to avoid contamination & and absorption of moisture.



new


COLLECTION OF PREMIUM DOOR HANDLES





new

COLLECTION OF PREMIUM DOOR HANDLES





WHY CHOOSE ACE DOOR



- **Smart Technology Integration :** Ace Door is not your average door; it's a smart door! With cutting-edge technology seamlessly integrated, you can control your door with just a tap on your smartphone. Forgot to lock the door? No problem. With Ace Door, you're always in control, no matter where you are.
- **Customization Galore:** Say goodbye to cookie-cutter designs. Ace Door offers a plethora of customization options to suit your unique taste and style. From sleek minimalist designs to bold statement pieces, the possibilities are endless. Make a statement with your entrance and leave a lasting impression.
- **Security Reinvented:** Your safety is paramount, and Ace Door takes security to the next level. With state-of-the-art security features like facial recognition, fingerprint scanning, and advanced encryption, you can rest easy knowing your home is protected like never before. Say hello to peace of mind.
- **Space-Saving Brilliance :** Tight on space? No problem! Ace Door is designed with efficiency in mind. Its sleek, space-saving design maximizes your living space without compromising on style or functionality. Perfect for modern urban living.
- **Eco-Friendly Innovation:** Join the green revolution with Ace Door's eco-friendly features. From energy-efficient materials to sustainable production practices, Ace Door is committed to reducing its environmental footprint. Embrace sustainability without sacrificing style.
- **Unparalleled Durability:** Built to last, Ace Door is engineered with premium materials and precision craftsmanship. Say goodbye to flimsy doors that warp and wear over time. With Ace Door, you're investing in quality and longevity.


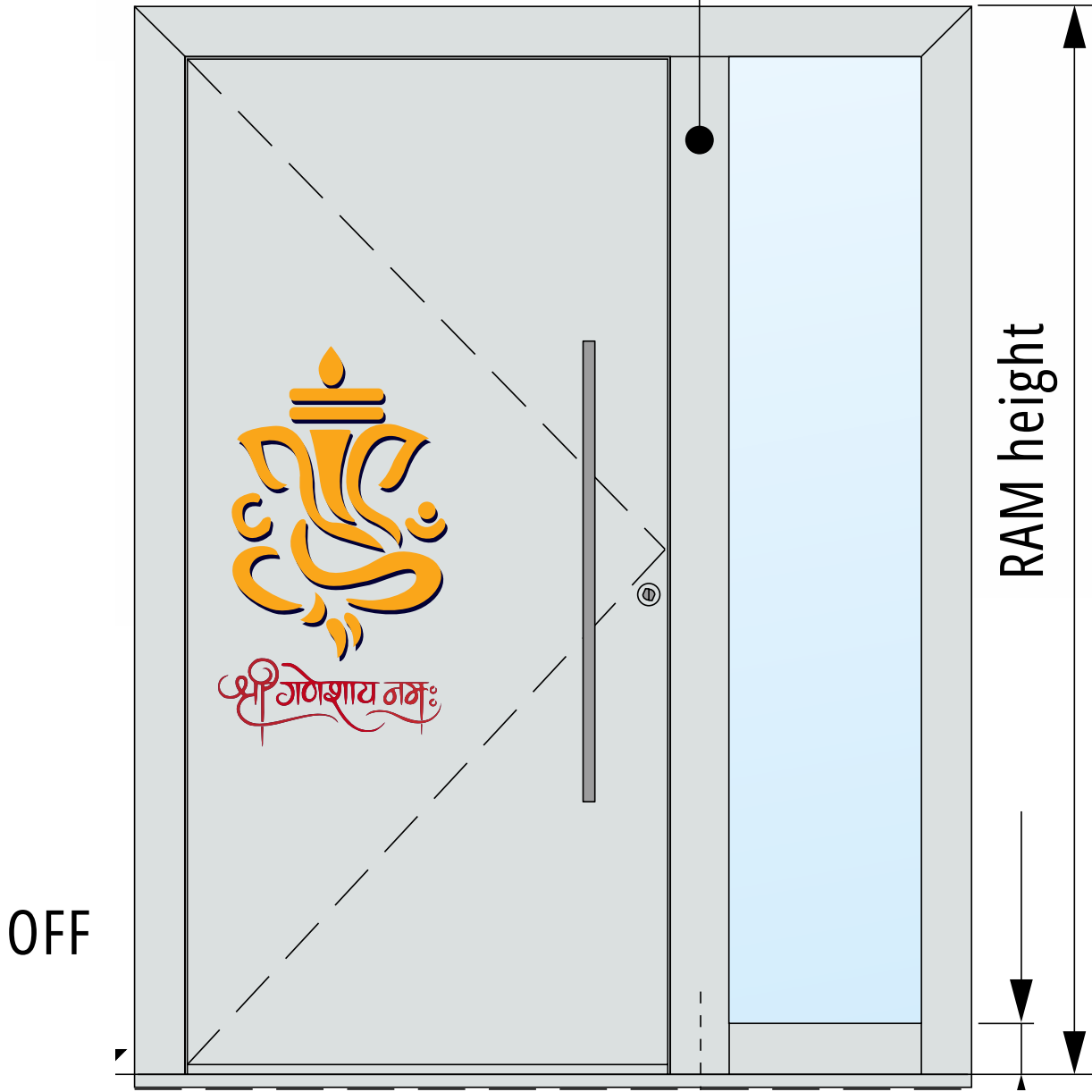


NEW CLASSIC ACE DOOR





Posts 120 mm





Flush-fitting transition
on the interior and exterior



RC 3 security
As standard



High acoustic
insulation



Very good thermal
insulation



Door leaf exterior made
of stainless steel



DESIGN CLASS. ACE DOOR

What's special about this door is its elegant, flush appearance. You will not be able to see and feel any offset on the inside and outside between the door leaf and the door frame.

The STAINLESS STEEL SHEET on the outside & inside guarantees particularly high dimensional stability, even in case of large temperature differences, allowing you to enjoy the flush look of your entrance door for the long term.

PREMIUM ACE Door With PREMIUM Quality the 5 mm thick high-tech leaf profile made of a carbon-fiber glass hybrid material, we can realize entrance doors with heights of up to 3000 mm. The many styles of flush-fitting door handles meet the highest design standards. With a subtle thick rebate, the inside of the door blends perfectly with your interior design.



+91-9124570960/61/62



www.thevadhagrop.com



MANUFACTURING & MARKETING

BY

JAIDEV INDUSTRIES PVT LTD.

**VARDHAN GROUP
OF INDUSTRIES.**



- ACE CRANE INDIA PVT.LTD.
- ANJANIA CRANES PVT.LTD.
- JAIDEV INDUSTRIES PVT.LTD.
- RBH MINING INDIA PVT.LTD.



CONTACT US

+91-9124570960/61/62  www.thevadhagrop.com

 **MAIL-:** sales@acedoors.in